
















Facilities

- | | | | | | | | |
|---------------------------------------------------------------------------------------|---------------|---------------------------------------------------------------------------------------|----------------|---------------------------------------------------------------------------------------|-------------|---------------------------------------------------------------------------------------|-------------------|
|  | CAMP KITCHEN |  | DUMP STATION |  | GAMES ROOM |  | EVACUATION AREA |
|  | SWIMMING POOL |  | JUMPING PILLOW |  | LAUNDRY |  | FIRE HOSE |
|  | AMENITIES |  | SHOWERS |  | CLOTHESLINE |  | FIRE EXTINGUISHER |
|  | PLAYGROUND | | | | | | |

Welcome to Tasman Holiday Parks

As part of our Tasman Promise, it's important to us that you are welcomed to a clean, safe place that allows you to relax and unwind. So, for the safety of you, your family, friends and our other guests, please take a moment to read our park guidelines below. Should you have any questions please let a member of staff know and they'll be happy to assist.

Relax, settle in and enjoy your Tasman holiday.

ARRIVAL/DEPARTURE: You are free to arrive from 2pm until we close reception. All accommodation and sites are to be vacated by 10am on day of departure. If you would like to make alternate arrangements, please see our team at reception prior to arrival or scheduled departure time.

SPEED LIMIT: All roads in the property are shared between vehicles, pedestrians and kids on bikes and scooters. All roads have a walking pace speed limit of 10km/h unless signposted otherwise.

NOISE: Please be respectful of others and their enjoyment within the park by restricting noise from music, televisions, and social gatherings between 10pm and 7am.

PARKING: One car space has been allocated for each site. Please park in this space and not on or across roadways. If additional parking is required please ask reception for Visitor Parking locations.

CHILDREN: All children in the park are the responsibility of their parent or guardian. All children under 12 must be accompanied by an adult when using the amenities, playgrounds, pool areas and other park facilities. We require all children to be back at their registered accommodation or site by 10pm.

BUNK BEDS: Children under 9 years of age should not use the top bunk and children should also not play on the top bunk.

BICYCLES/SKATEBOARDS/SCOOTERS/ROLLERBLADES/GO-KARTS: Are to be used in daylight hours and only on roadways. These items are not to be used in or around park facilities such as the laundry, amenities buildings, playgrounds etc. Other out of bounds areas including the entrance to the park, will be outlined by our team at reception.

SWIMMING AND SPA: Use of the swimming and spa areas in the park may result in serious personal injury, including death, drowning, head, eye, spinal injury, paralysis, broken limbs or strains. Flips, somersaults, and inverted manoeuvres into the water are dangerous and are prohibited. Other risks include diving headfirst, slips, trips, falls and running on wet surfaces. All children in these areas are to be under the strictest supervision by their direct parent, adult carer, or responsible adult guardian. Appropriate swimwear must be worn at all times.

PLAYGROUNDS & JUMPING PADS: Use of the playground & jumping pads/pillow equipment may result in serious injury including death, head, eye or spinal injury, paralysis, broken limbs or strains. Risks include falls and collisions with other users and hazards associated with gaps, openings, and protruding objects.

VISITORS: All visitors will need to register on arrival at reception prior to entering the park. All visitors must leave the park by 8pm. Additional day use charges may apply.

DUMP POINT: See park map or reception team for location. Please do not use amenity blocks.

SMOKING: Is not permitted in any accommodation or common areas.

EMERGENCY: For any emergency cases relating to fire, police or ambulance please contact 000. After hours assistance by park management will be available. A mobile number is posted on the reception entry.

RISK WARNING: Park management wishes to warn all persons who engage in any activity for recreation, enjoyment, leisure or relaxation that the pursuit of such activities may result in harm or serious personal injury. All persons who engage in such activities do so at their own risk. Children and infants must be supervised by an adult at all times.

UNAUTHORISED ACTIVITIES: Antisocial behaviour, illegal drug use, excessive use of alcohol, undue mess around site, unregistered vehicles, undue noise, acts of violence, smoking in accommodation, driving lessons and conducting business onsite are prohibited from occurring on the property. Failure to comply with any of above, including any damage caused to the property may result in eviction from the property.

WIFI LOGIN

Unlimited data - Connect as many devices as you like!

Open WI-FI on your device and scan for networks. Connect to **Tasman Guest**. After connecting, a page will open where you can login. On some devices if this page doesn't automatically open, open a browser and go to **login.delion.com.au**

IF YOU HAVE ANY ISSUES WE ARE HERE TO HELP!
PLEASE CALL 1300 576 369 AND PRESS 2 FOR SUPPORT

Please note: these calls are answered by our specialist wifi provider; Delion Wi-Fi




Share your moment of freedom with us!

Love your #tasmanballina holiday? Share your #mytasmanmoment with us on Instagram or Facebook @tasmanholidayparks

RECEPTION HOURS

Monday - Saturday 8am to 5pm | Sunday 8am - 4pm

 (02) 6687 7450

 Ballina@tasmanholidayparks.com

 @tasmanholidayparks

www.tasmanholidayparks.com

