


THE PACIFIC OCEAN






### Accommodation

-  HARD SITES
-  POWERED SITES
-  UNPOWERED SITES
-  ROOFED ACCOMMODATION

### Facilities

-  KITCHEN
-  DINING AREA
-  BBQ
-  LAUNDRY
-  PLAYGROUND
-  GAMES & TV ROOM
-  SWIMMING POOL
-  FAMILY BATHROOM

-  SHOWERS
-  TOILETS
-  BINS
-  FISH CLEANING

-  DUMP STATION
-  EVACUATION AREA
-  TSUNAMI EVACUATION ROUTE

# Welcome to Tasman Holiday Parks

As part of our Tasman Promise, it's important to us that you are welcomed to a clean, safe place that allows you to relax and unwind. So, for the safety of you, your family, friends and our other guests, please take a moment to read our park guidelines below. Should you have any questions please let a member of staff know and they'll be happy to assist.

Relax, settle in and enjoy your Tasman holiday.

**ARRIVAL/DEPARTURE:** You are free to arrive from 2pm until we close reception. All accommodation and sites are to be vacated by 10am on day of departure. If you would like to make alternate arrangements, please see our team at reception prior to arrival or scheduled departure time.

**SPEED LIMIT:** All roads in the property are shared between vehicles, pedestrians and kids on bikes and scooters. All roads have a walking pace speed limit of 8km/h unless signposted otherwise.

**NOISE:** Please be respectful of others and their enjoyment within the park by restricting noise from music, televisions, and social gatherings between 10pm and 6am.

**PARKING:** One car space has been allocated for each site. Please park in this space and not on or across roadways.

**CHILDREN:** All children in the park are the responsibility of their parent or guardian. All children under 12 must be accompanied by an adult when using the amenities, playgrounds, pool areas and other park facilities. We require all children to be back at their registered accommodation or site by 10pm.

**BUNK BEDS:** Please ensure children do not play on the bunk beds and that bunks are used appropriately..

**BICYCLES/SKATEBOARDS/SCOOTERS/ROLLERBLADES/GO-KARTS:** Are to be used in daylight hours and only on roadways. These items are not to be used in or around park facilities such as the laundry, amenities buildings, playgrounds etc. Other out of bounds areas including the entrance to the park, will be outlined by our team at reception.

**SWIMMING POOL:** Use of the swimming pool and other water play activity areas in the park may result in serious personal injury, including death, drowning, head, eye, spinal injury, paralysis, broken limbs or strains. Flips, somersaults, and inverted manoeuvres into the water are dangerous and are prohibited. Other risks include diving headfirst, slips, trips, falls and running on wet surfaces. All children in these areas are to be under the strictest supervision by their direct parent, adult carer, or responsible adult guardian. Appropriate swimwear must be worn at all times.

**PLAYGROUNDS & JUMPING PADS:** Use of the playground & jumping pads/pillow equipment may result in serious injury including death, head, eye or spinal injury, paralysis, broken limbs or strains. Risks include falls and collisions with other users and hazards associated with gaps, openings, and protruding objects.

**VISITORS:** All visitors will need to register on arrival at reception prior to entering the park. All visitors must leave the park by 8pm. Additional day use charges may apply.

**DUMP POINT:** See park map or reception team for location. Please do not use amenity blocks.

**FIRES:** No open fires are to be lit at any time.

**PETS:** Dogs must be kept on a lead or in a contained area at all times. Aggressive dogs that may put guests or our staff at risk are prohibited. We may ask you to remove your dog from the park if the dog attacks or if the dog seems unsafe to be in the park. Please contact the park prior to arrival to discuss bringing your pet on holiday with you.

**SMOKING:** Is not permitted in any accommodation or common areas.

**EMERGENCY:** For any emergency cases relating to fire, police or ambulance please contact 111. After hours assistance by park management will be available. A mobile number is posted on the reception entry.

**RISK WARNING:** Park management wishes to warn all persons who engage in any activity for recreation, enjoyment, leisure or relaxation that the pursuit of such activities may result in harm or serious personal injury. All persons who engage in such activities do so at their own risk. Children and infants must be supervised by an adult at all times.

**UNAUTHORISED ACTIVITIES:** Antisocial behaviour, illegal drug use, excessive use of alcohol, undue mess around site, unregistered vehicles, undue noise, acts of violence, smoking in accommodation, driving lessons and conducting business onsite are prohibited from occurring on the property. Failure to comply with any of above, including any damage caused to the property may result in eviction from the property.

## WIFI LOGIN

Connect to Tasman Holiday Park Ohiwa Wi-Fi, enter your name and email, tick the two boxes, and click 'Next' to get online.

Please use your registered email address to log back in on your next visit.



Share your moment of freedom with us!

Love your #tasmansohiwabeach holiday? Share your #mytasmanmoment with us on Instagram or Facebook @tasmanholidayparks

For more information on our park,  
scan here:



(07) 315 4741



ohiwabeach@tasmanholidayparks.com



@tasmanholidayparks

www.tasmanholidayparks.com



OHIWA BEACH

**tasman**  
HOLIDAY PARKS