










Accommodation

-  ROOFED ACCOMMODATION
-  POWERED GRASS SITES
-  POWERED HARD SITES
-  UNPOWERED SITES

Facilities

-  KITCHEN
-  CLOTHESLINE
-  AMENITIES
-  LAUNDRY
-  GO-KART HIRE
-  TV LOUNGE

-  DUMP STATION
-  BBQ
-  EVACUATION AREA
-  TSUNAMI EVACUATION ROUTE
-  AUTOMATED EXTERNAL DEFIBRILLATOR (AED)

Welcome to Tasman Holiday Parks

As part of our Tasman Promise, it's important to us that you are welcomed to a clean, safe place that allows you to relax and unwind. So, for the safety of you, your family, friends and our other guests, please take a moment to read our park guidelines below. Should you have any questions please let a member of staff know and they'll be happy to assist.

Relax, settle in and enjoy your Tasman holiday.

ARRIVAL/DEPARTURE: You are free to arrive from 2pm until we close reception. All accommodation and sites are to be vacated by 10am on day of departure. If you would like to make alternate arrangements, please see our team at reception prior to arrival or scheduled departure time.

SPEED LIMIT: 5km/h throughout the park.

NOISE: Please be respectful of others and their enjoyment within the park by restricting noise from music, televisions, and social gatherings between 10pm and 7am.

PARKING: One car space has been allocated for each site. Please park in this space and not on or across roadways.

CHILDREN: All children under 14 must be accompanied by an adult.

BUNK BEDS: Please ensure children do not play on the bunk beds and that bunks are used appropriately.

BICYCLES/SKATEBOARDS/SCOOTERS/ROLLERBLADES/GO-KARTS: Are to be used in daylight hours and only on roadways. These items are not to be used in or around park facilities such as the laundry, amenities buildings, playgrounds etc. Other out of bounds areas including the entrance to the park, will be outlined by our team at reception.

SWIMMING POOL: All children under the age of 14 must be accompanied by an adult, we do not allow drinking of alcohol in the pool area/any glass ware and no running or jumping.

PLAYGROUNDS & JUMPING PADS: Use of the playground & jumping pads/pillow equipment may result in serious injury including death, head, eye or spinal injury, paralysis, broken limbs or strains. Risks include falls and collisions with other users and hazards associated with gaps, openings, and protruding objects.

CAMPERS FOR POWERED SITE'S: Electricity can only be supplied through an approved isolating transformer or RCD safety switch (currently not for hire).

TV LOUNGE: Hours: 8:30am–10pm.

GO-KARTS FOR HIRE: Can be ridden on roadways only (not on grass).

VISITORS: All visitors must depart by 10pm.

DUMP POINT: See park map or reception team for location. Please do not use amenity blocks.

FIRES: No open fires are to be lit at any time.

PETS: Pets are allowed on sites at certain times of year. Pets must be on a lead at all times and to be kept out of all communal areas and rooms.

SMOKING: We allow smoking outside of rooms and outdoor seating communal areas.

EMERGENCY: For any emergency cases relating to fire, police or ambulance please contact 111. After hours assistance by park management will be available. An intercom system is available at reception for use outside of normal hours.

RISK WARNING: Park management wishes to warn all persons who engage in any activity for recreation, enjoyment, leisure or relaxation that the pursuit of such activities may result in harm or serious personal injury. All persons who engage in such activities do so at their own risk. Children and infants must be supervised by an adult at all times.

UNAUTHORISED ACTIVITIES: Antisocial behaviour, illegal drug use, excessive use of alcohol, undue mess around site, unregistered vehicles, undue noise, acts of violence, smoking in accommodation, driving lessons and conducting business onsite are prohibited from occurring on the property. Failure to comply with any of above, including any damage caused to the property may result in eviction from the property.

WIFI LOGIN

Connect to Tasman Holiday Park Coromandel Wi-Fi, enter your name and email, tick the two boxes, and click 'Next' to get online.

Please use your registered email address to log back in on your next visit.



Share your moment of freedom with us!

Love your #tasmancoromandel holiday? Share your #mytasmanmoment with us on Instagram or Facebook @tasmanholidayparksnz

RECEPTION HOURS

Peak/summer: 8:30am–8pm • Off peak/winter: 8:30am–6pm



+64 7 866 8830 Emergency after-hours: 02 1194 2600



Coromandel@tasmanholidayparks.com



@tasmanholidayparksnz

www.tasmanholidayparks.com/nz/

For more information on our park, scan here:



COROMANDEL

tasman
HOLIDAY PARKS